


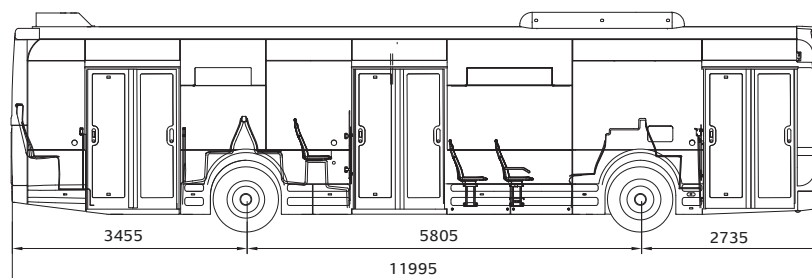
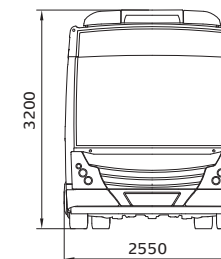
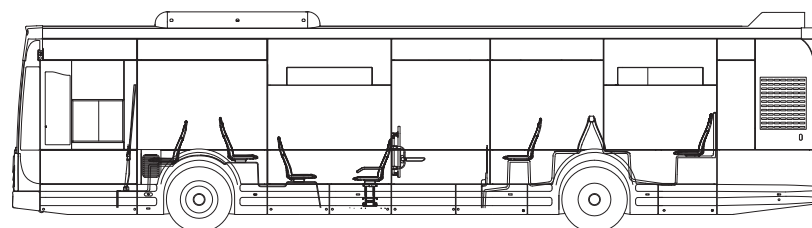
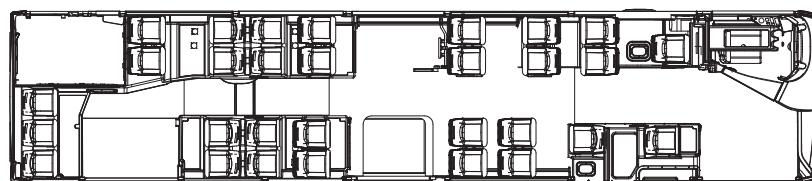


TEMSA

AVENUE DIESEL

TECHNICAL SPECIFICATIONS

AVENUE DIESEL
32 seats, 100 passengers



CITY



Value in motion




AVENUE DIESEL

TECHNICAL SPECIFICATIONS



MODEL	AVENUE LF DIESEL DAF	AVENUE LF DIESEL CUMMINS
DIMENSIONS		
Overall length (mm)		11,995
Overall width (mm)		2,550
Overall height (mm)	3,200 mm (with A/C), 3,000 mm (w/o A/C)	
Overhang front / rear (mm)	2,735 / 3,455	
WEIGHT		
Unladen weight (kg)	10,650	10,300
ENGINE		
Type	DAF PR228 U2 (EEV option)	Cummins ISB 6.7E5 250B
Aspiration	N/A	Turbocharged & charged air cooled
Displacement	9.2 L / 6 cylinders	6.7 L / 6 cylinders
Power	228 kW / 310 hp / 2,200 rpm	184 kW / 247 hp / 2,300 rpm
Torque	1,275 Nm / 1,700 rpm	1,020 Nm / 1,500 rpm
EXHAUST AFTER TREATMENT		
	SCR + EEV filter	SCR (Selective Catalytic Reduction)
GEARBOX		
Type	ZF 6 HP 594 Ecomat4, Topodyn, DRWK, automatic with retarder 6 + 1 speed, or ZF ECOLIFE 6 AP 1400 automatic with retarder 6 + 1 speed	VOITH D0854-5 automatic with retarder 4 + 1 speed, or ZF ECOLIFE 6 AP 1200 automatic with retarder 6 + 1 speed
STEERING		
	Power assisted hydraulic ZF 8098	
BRAKES		
	Fully air dual line front & rear disc brakes ABS/ASR	
CHASSIS & BODY		
	Stainless steel structure front, side and rear body frame & front and rear chassis / Sandwich composite structure middle chassis & roof / Composite outside panelling	
FRONT AXLE		
Type & capacity (kg)	ZF RL 75 EC (independent), 7,500	
Suspension	2 air bellow, 2 shock absorber	
REAR AXLE		
Type & capacity (kg)	ZF AV 132/80, drop centre, portal, 12,000	
Suspension	4 air bellow, 4 shock absorber	
ELECTRICS		
Network / battery	CAN-Bus / 24 V - 2 x 12 V 225 Ah	
TYRES & FUEL TANK		
Tyres / rims	275/70 R 22.5 / 22.5 x 8.25	
Fuel tank / Adblue tank capacity	270 L / 35 L	
SEATS & PASSENGER CAPACITY		
	30 seats, 100 passengers (space for disabled persons incl.)	32 seats, 100 passengers (space for disabled persons incl.)
STANDARD EQUIPMENT		
	ECAS • heated rear view mirrors • tiltable & adjustable steering column • defroster for windscreen & driver floorspace • single-glazed side & rear windows • wheelchair platform for 2nd door (manual)	

MAIN FEATURES

-  **EEV, Stainless steel, 85.8% recyclable, 99.5% recoverable**
-  **ASR**
-  **Wheelchair/pushchair platform, 2 or 3-door version**

www.temsa.com

The information in this publication is accurate as of its publication date. The information herein is subject to change without prior notice. Specifications may differ per country. Consult your sales representative for features and specifications that match your requirements.
Copyright © 2010 Temsa Global. All rights reserved.

C-092010E-AD